

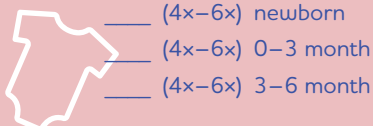
0–6 month new baby basket

Buy a small laundry basket (1.5 bushels)

Pick items accordingly from the list below:
clean, gently used items are acceptable.

Fill in the information on this form and
drop it off in the basket at a PRC near you!

onesies

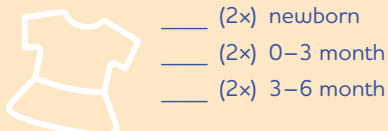


- ___ (2x) newborn
___ (2x) 0–3 month
___ (2x) 3–6 month



sleepers

outfits



- ___ (2x) sweaters / jackets / hoodies
___ (4x) hats
___ (1x) sleep sack



seasonal *as appropriate*

- ___ (4x–6x) pairs of socks
___ (1x) booties / soft-sole crib shoes



footwear

feeding

- ___ (4x) bibs – no strings
___ (1x–2x) baby bottles (new)



- ___ (1x) hooded towel
___ (2x–3x) washcloths
___ (1x) baby soap
___ (1x) baby lotion



hygiene

blankets

- ___ (1x–2x) receiving blankets
___ (1x–3x) swaddle blankets



Because each woman's situation is different, please **do not include items that mention family** (e.g. "Daddy's Little Girl").

Questions? Call (503) 256-0808 or email us: info@first-image.org

Name _____ Phone _____ Date _____

Address _____ Church _____

Email _____ Yes, I would like to receive communications.



Make a Baby Basket



New baby baskets provide expectant mothers in our pregnancy centers with much-needed baby clothes and supplies.

Putting baskets together is a fun and practical way for you to support the ministry while serving our clients. **Flip this page to get started!**

For more information and instructions, visit first-image.org/babybaskets

4 ways to build baskets

shop local

Use checklist on reverse side
Visit neighboring stores




Contribute funds at
first-image.org/give/babybaskets



give online



For an online wishlist that helps support us, point your device camera at code  or visit first-image.org/babybaskets



shop online

purchase gift cards

Drop off or mail to a PRC near you



Find out more about our ministry at first-image.org